

DECORE-ATIVE SPECIALTIES®

Multi-Family Housing



RTA CABINETS

DOORS

DRAWER FRONTS

DRAWER BOXES


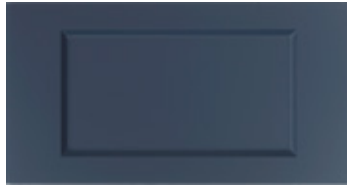

MOLDINGS

ACCESSORIES

FINISHING

HARDWARE

■ DECO-FORM®



DSS218 3/4" (218)
949T White
Routed Drawer Front

DT223 3/4" (223)
Mysterious Supermatte
Routed Drawer Front

DN917 3/4" (917)
Feather White Suedette
Routed Drawer Front




AR766 3/4" (766)
Light Italian Walnut
Routed Drawer Front


AR756 3/4" (756)
Fashion Grey
Routed Drawer Front

DBQ 3/4" (816)
Mojave
Solid Drawer Front

TOP COLORS



949T White



Feather White
Suedette



Fashion Grey



Cool Grey
Suedette



Mysterious
Supermatte



Alabaster
Taction Oak




Mojave



Light Italian
Walnut



Natural Maple



Chocolate Pear

DECO-FORM®

Popular Selection of Styles and Materials

Lead Time of 6 Working Days

5-Year Limited Warranty


WOOD



Shaker 3/4" (831)
Maple Select
5-Piece Drawer Front

Revere 3/4" (800)
Alder Select
5-Piece Drawer Front

Artesia 3/4" (406)
Maple Select
5-Piece Drawer Front




Adobe 3/4" (830)
Red Oak Select
Solid Drawer Front

Campbell 3/4" (385)
Cherry Select
5-Piece Drawer Front

Aries 3/4" (93)
Rift White Oak Veneer
Veneer Drawer Front

TOP MATERIALS & FINISHES



MDF Panel /
Hardwood Frame



Maple Paint Grade




Maple Select




White Oak Select




Red Oak Select



Pure White
SW 7005




Alabaster
SW 7008



Repose Gray
SW 7015



Clear
Maple Finish Grade



Coal
Maple Finish Grade

WOOD

Popular Selection of Styles and Materials

Clear, Stain, and Paint Finishes Available

Lead Time of 6 Working Days (15 for Finished)

1-Year Limited Warranty



Shaker 3/4" (831)
Maple Select

■ DRAWER BOXES

DOVETAIL PLYWOOD



Dovetail Drawer Box (659)
1/2" Sides, 1/4" Bottom
Prefinished 9-Ply Birch

DOWELED PLYWOOD



Doweled Drawer Box (649)
1/2" Sides, 1/4" Bottom
Prefinished 9-Ply Birch

DOVETAIL SOLID



Dovetail Drawer Box (613)
5/8" Sides, 1/4" Bottom
Preferred Maple

TOP MATERIALS



9-Ply Birch



Maple



Aspen

HARDWARE

DRAWER GUIDES



Salice® Soft Close
Undermount Glide 21" with Socket
Available in 12", 15", 18", 23-5/8"



Salice®
Side Mount Glide 20"
Available in 12", 14", 16", 18", 22", 24"

HINGES



Salice Soft Close
Compact Hinge
7802



Salice Soft Close
Traditional Hinge 7821
Hinge Plate 7111

KNOBS & PULLS



Round Knob
Satin Nickel
7275



T-Bar Pull 96mm
Satin Nickel
7185

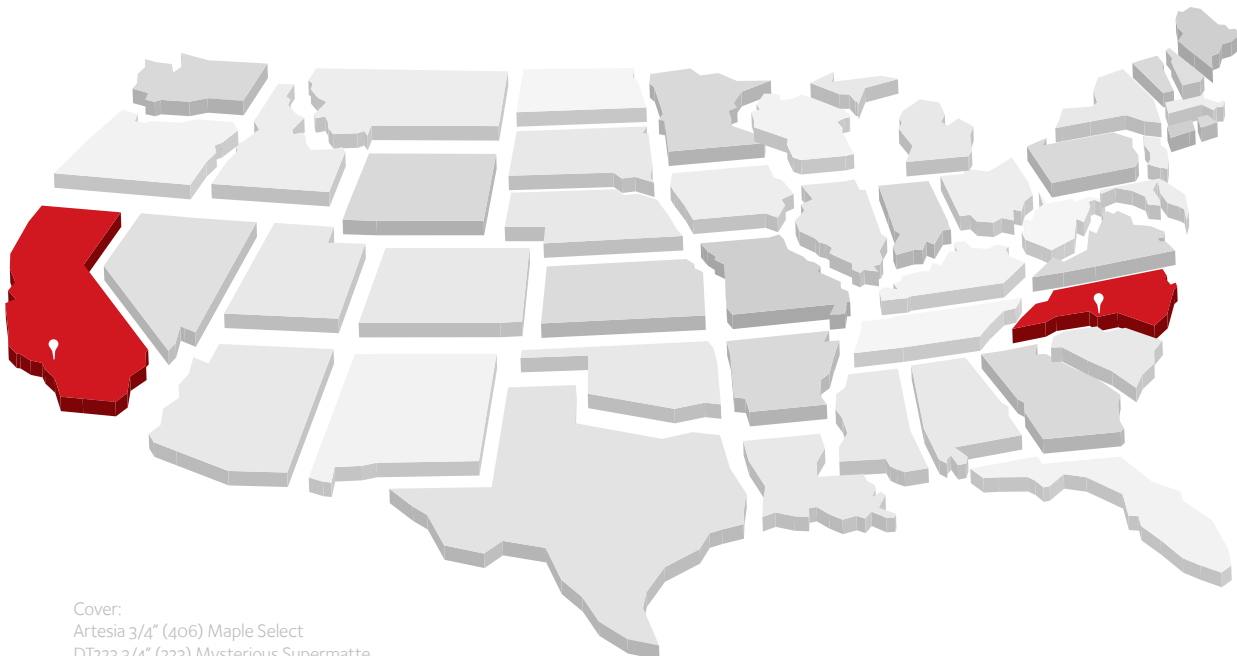


Mandara Pull 96mm
Satin Nickel
1691

NATIONAL MANUFACTURING

Made Exclusively in the U.S.A. since 1965

California and North Carolina Manufacturing



Cover:
Artesia 3/4" (406) Maple Select
DT223 3/4" (223) Mysterious Supermatte

LCN5-1290-24

Accurate,
Complete,
& On-Time®



ORDERS

Decore.com Online

800.729.7277 Phone

800.338.0852 Fax

LOCATIONS

Irwindale, CA

Monroe, NC

CORPORATE

4414 N. Azusa Canyon Road

Irwindale, CA 91706

626.254.9191

 **DECORE-ACTIVE SPECIALTIES®**
Custom Cabinet Components since 1965

DECORE.COM